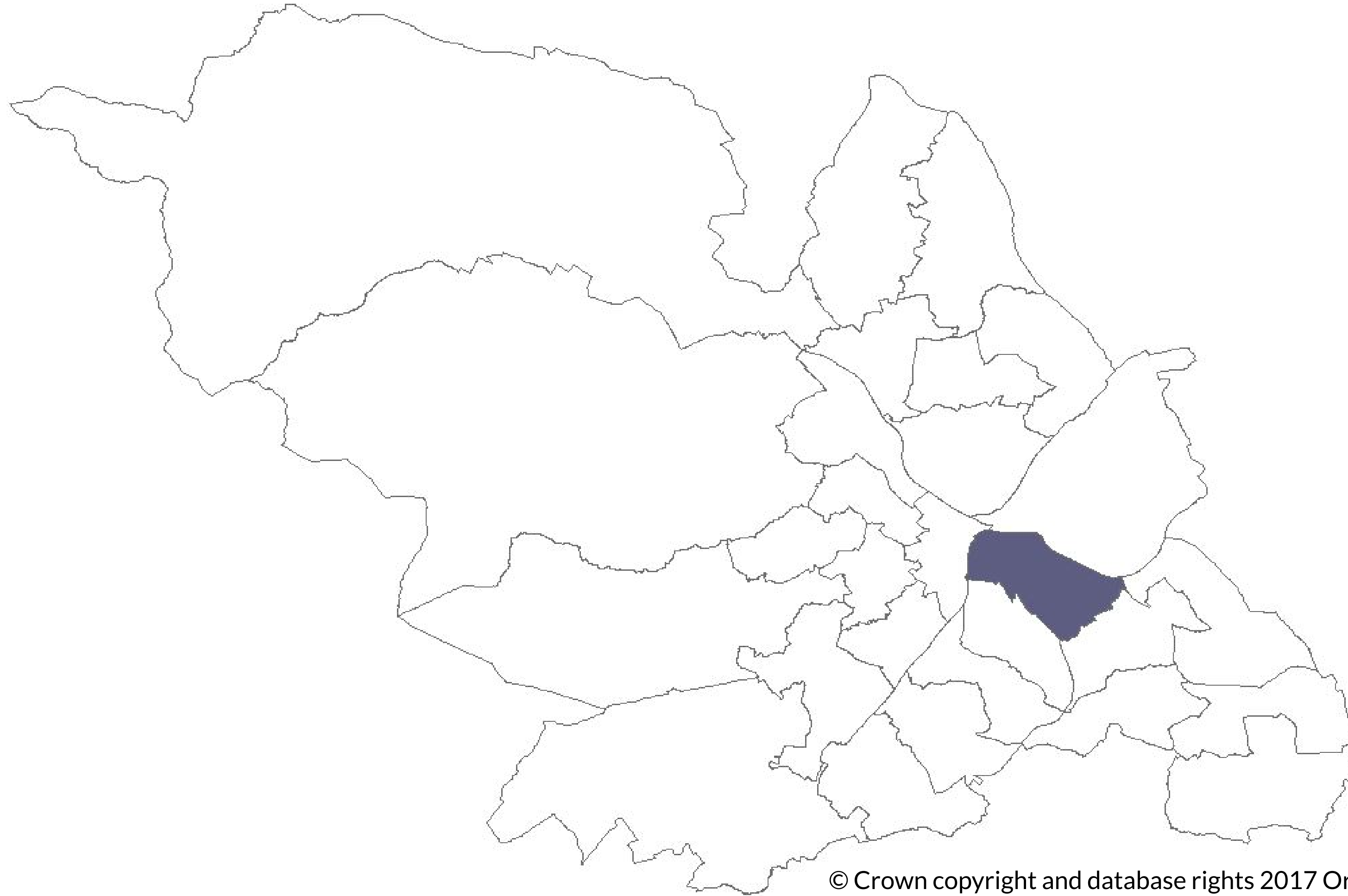


Manor Castle Ward

Last updated: October 2017



© Crown copyright and database rights 2017 Ordnance Survey 100018816

Population: 22,770*

*2016 Mid-year population estimate, ONS

Neighbourhoods:

* only a very small area of this neighbourhood falls within the boundary of this ward

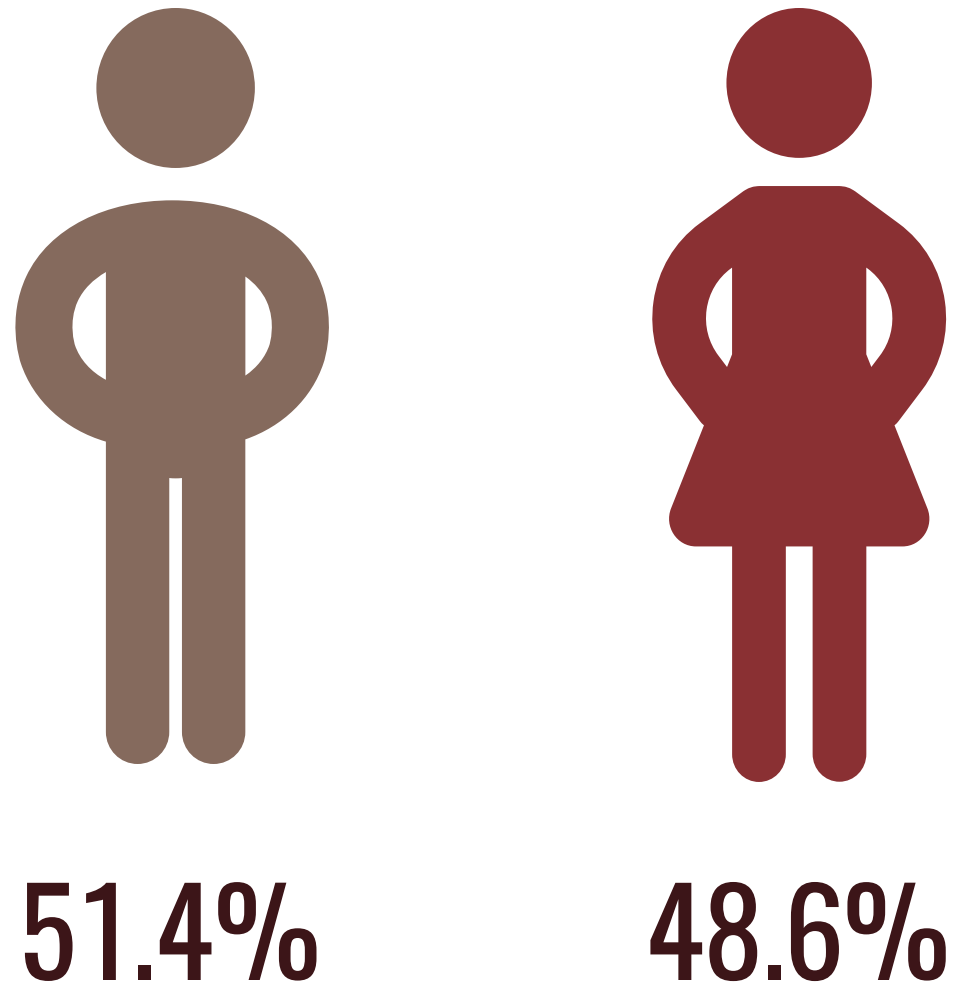
Acres Hill*
Granville
Handsworth*
Manor

Norfolk Park*
Park Hill
Woodthorpe*
Wybourn

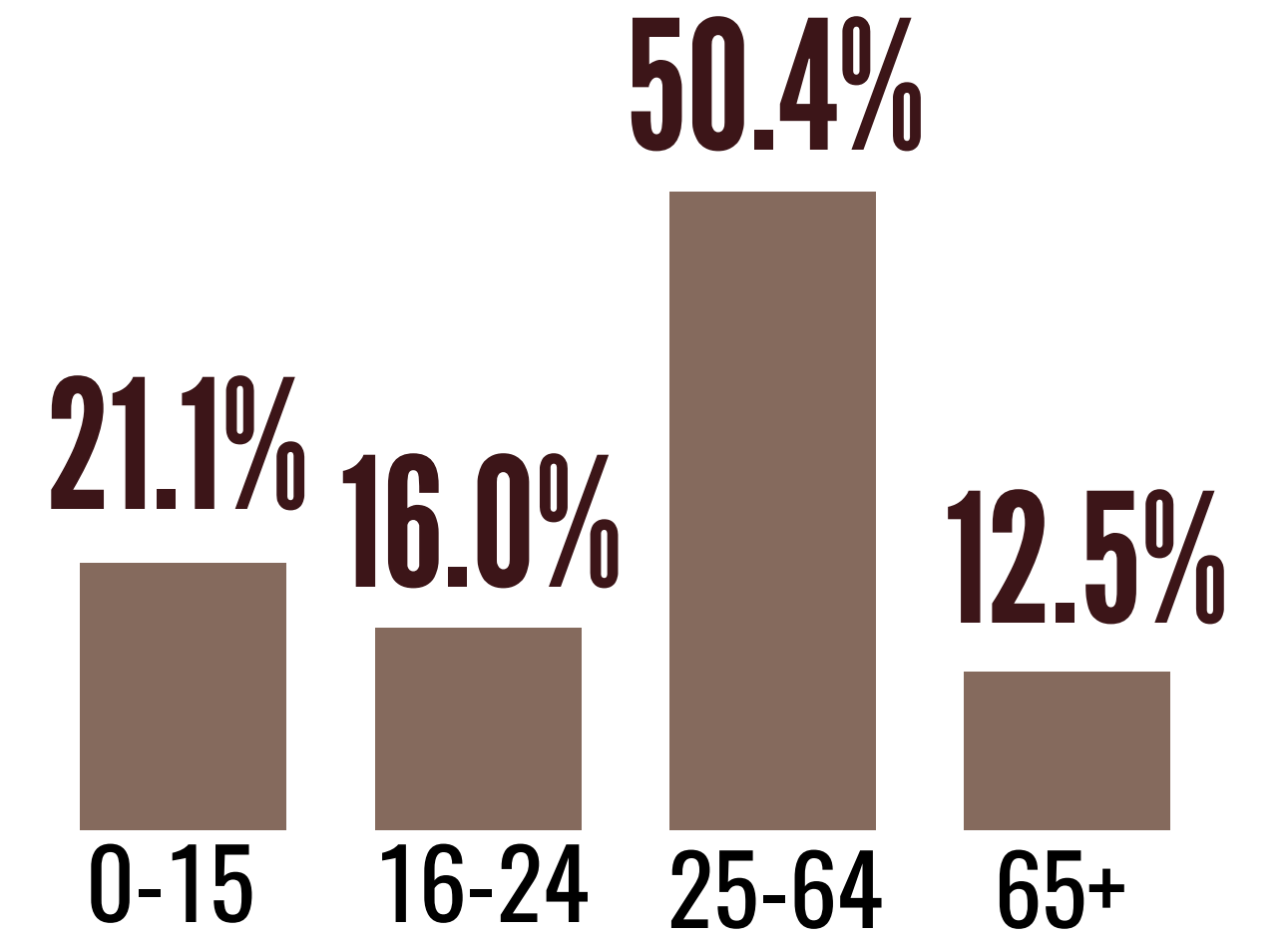
Source: SCC 2017

What the 2011 Census tells us about Manor Castle Ward

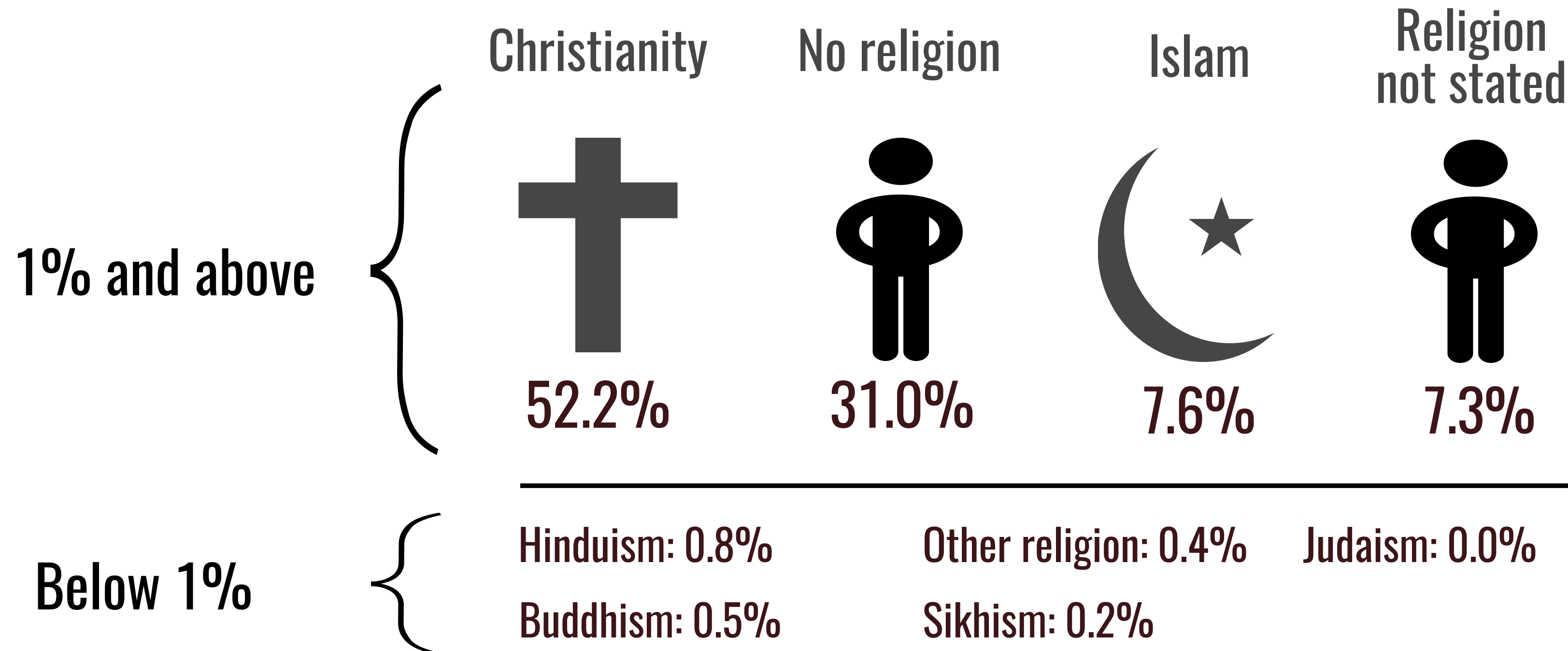
Sex



Age



Religion and belief



Ethnicity

26.6%

BME population as a percentage of the ward

Source: 2011 Census, ONS

0.7%

Of the ward's school population is Roma

Source: SCC 2017



■ British / English Only (88.1%) ■ Other UK Identity (0.8%)
■ Other Identity Only (11.0%)

1.4%

Residents born abroad who have lived in the UK for less than 2 years

4.7%

Residents born abroad who have lived in the UK for more than 10 years

Source: 2011 Census, ONS

Households

9,063 Households

2.3 Persons per household

1,077 Older people living alone

Household Composition

One person household

Couple without dependent children

Lone parent

Couple with dependent children

'Other' household

Student Household

34.7%

17.4%

16.8%

14.9%

14.1%

2.1%

Source: 2011 Census, ONS

1,635 Privately rented properties

546 Private lettings in 2016/17

£555 Average monthly rent in 2016/17

Source: 2011 Census, ONS

Source: SCC 2017

Economic Activity

58.2% Economically Active

41.8% Economically Inactive

Source: 2011 Census, ONS

1,075 Number of Higher Education students

Source: SCC 2016

Top 3 Occupations

19.3% Elementary Occupations

12.8% Sales and Customer Service Occupations

12.1% Skilled Trades

Top 3 Industries

26.9% Distribution, Hotels, and Restaurants

26.5% Public Administration, Education and Health

13.1% Financial, Real Estate, Professional and Administrative

Source: 2011 Census, ONS

Services in Manor Castle Ward

Health Services

5 Pharmacies in the ward

5 GP practices in the ward

4 Dental practices in the ward

0 Opticians in the ward

Care and Support services provided

530 Children and Young People's Multi Agency Support Team (MAST) requests for service in 2016-17

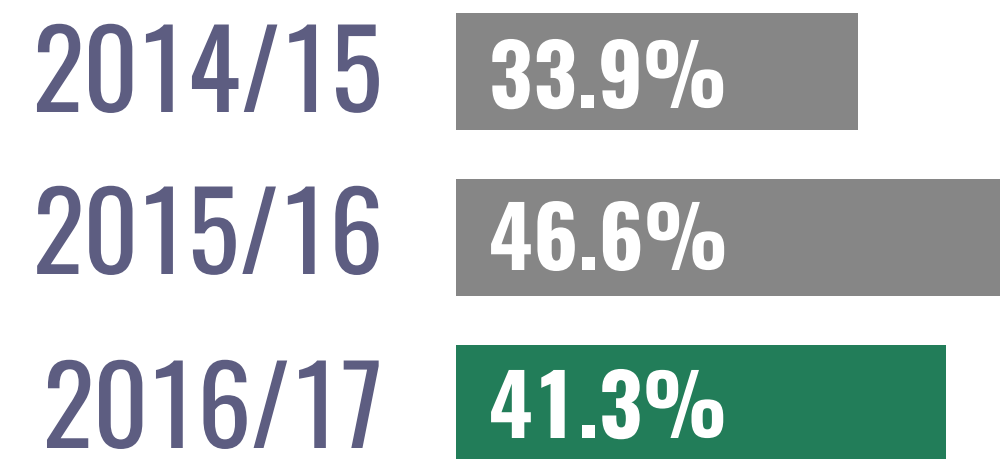
944 Hours of home care commissioned by SCC Adult Social Care per week

Source: SCC 2017

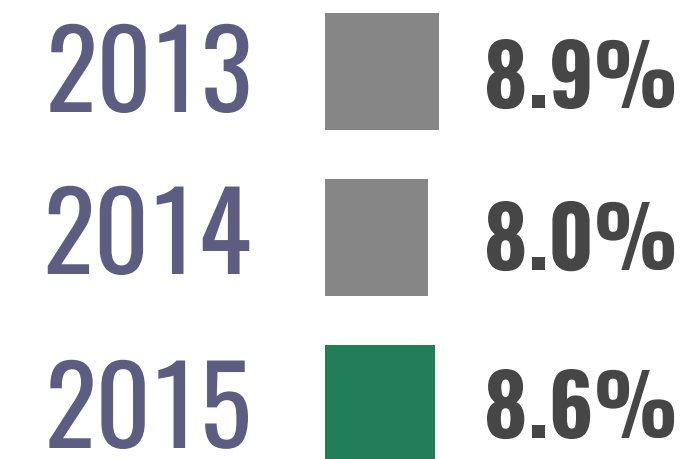
Health and Wellbeing

Maternal Health

Breastfeeding 6-8 weeks after birth



Babies born weighing less than 2.5kg



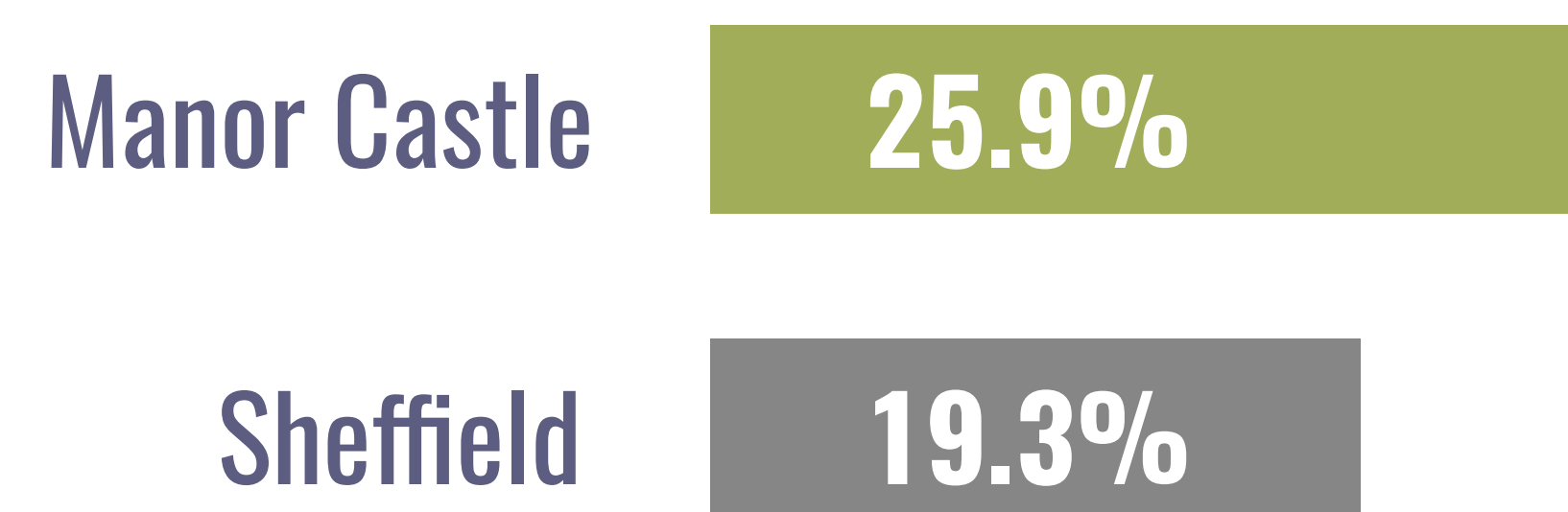
Source: SCC 2017

Childhood Obesity

Percentage of Children in Reception Year (4-5 years old) who are obese



Percentage of Children in Year 6 (10-11 years old) who are obese



Source: SCC 2016

Life Expectancy (2011-15)



Deaths under 75 years old (rate per 100,000, 2011-15)



Source: SCC 2017

Healthy Lifestyles (adults)

30.5% have smoked cigarettes in the past year

18.1% drink alcohol 2 or 3 times a week

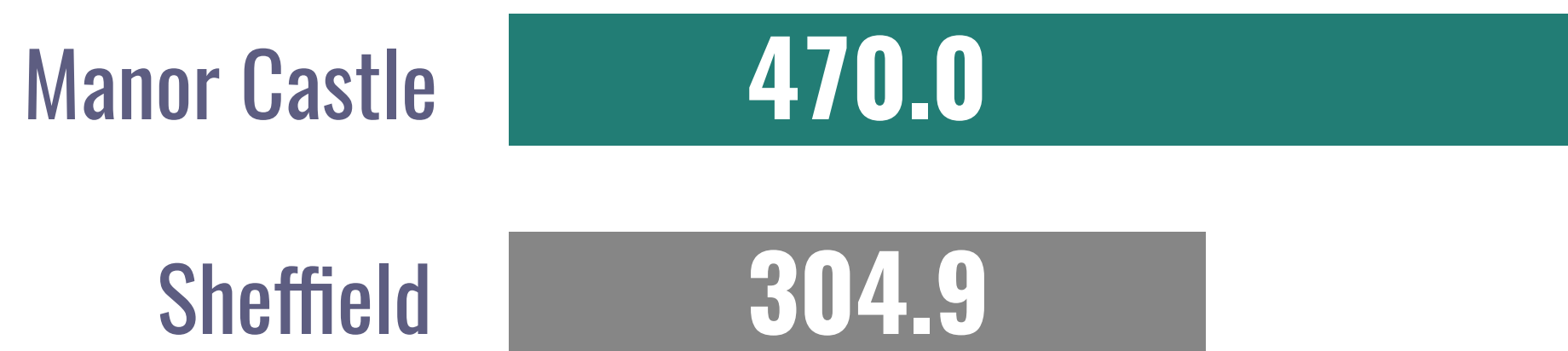
52.3% do not exercise

29.3% eat 5 portions of fruit and veg a day

Source: Experian Mosaic 2015

Death rate per 100,000 people

Smoking Attributable Conditions



Alcohol Attributable Conditions



Source: SCC 2016

Deprivation and Poverty

1st

Most deprived ward in Sheffield (out of 28)

Source: Indices of Multiple Deprivation 2015

£19,434

Median Household Income

Source: Experian Mosaic 2015

63.8%

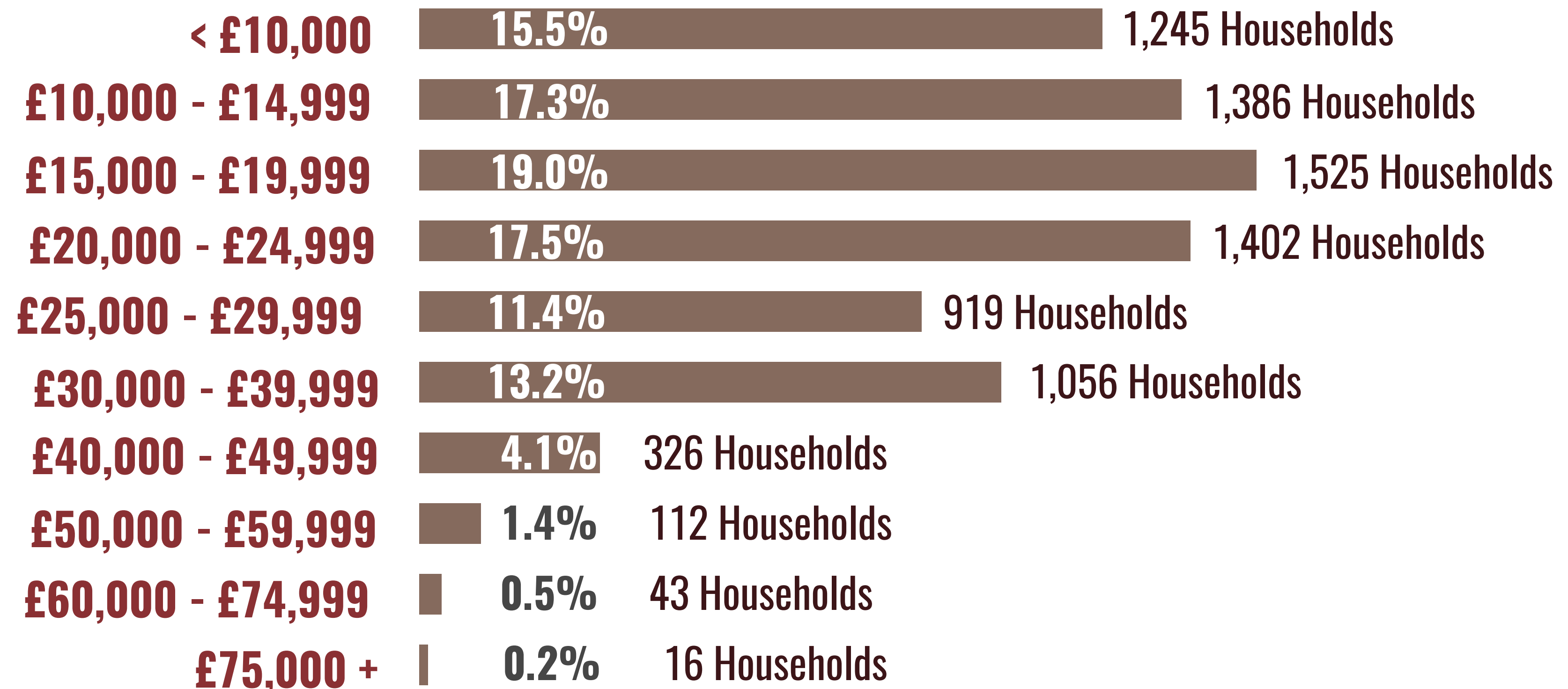
of 2 year olds in the ward are eligible for Free Early Learning

36.7%

of children receive Free School Meals

Source: SCC 2017

Household Income Bands of working age households*



* not all households in Sheffield have been captured by Experian Mosaic

Source: Experian Mosaic 2015

Education

96.7% Primary School Attendance in 2016 (96.4% in 2015)

95.0% Secondary School Attendance in 2016 (94.8% in 2015)

Percentage of pupils reaching the expected standard of reading (2016)

Key Stage 1

Key Stage 2

Manor Castle

65.6%

Manor Castle

70.0%

Sheffield

71.4%

Sheffield

62.1%

Percentage of pupils achieving grade C or above in English and Maths at Key Stage 4 (GCSE)

Manor Castle

47.2%

Sheffield

59.4%

Source: SCC 2017

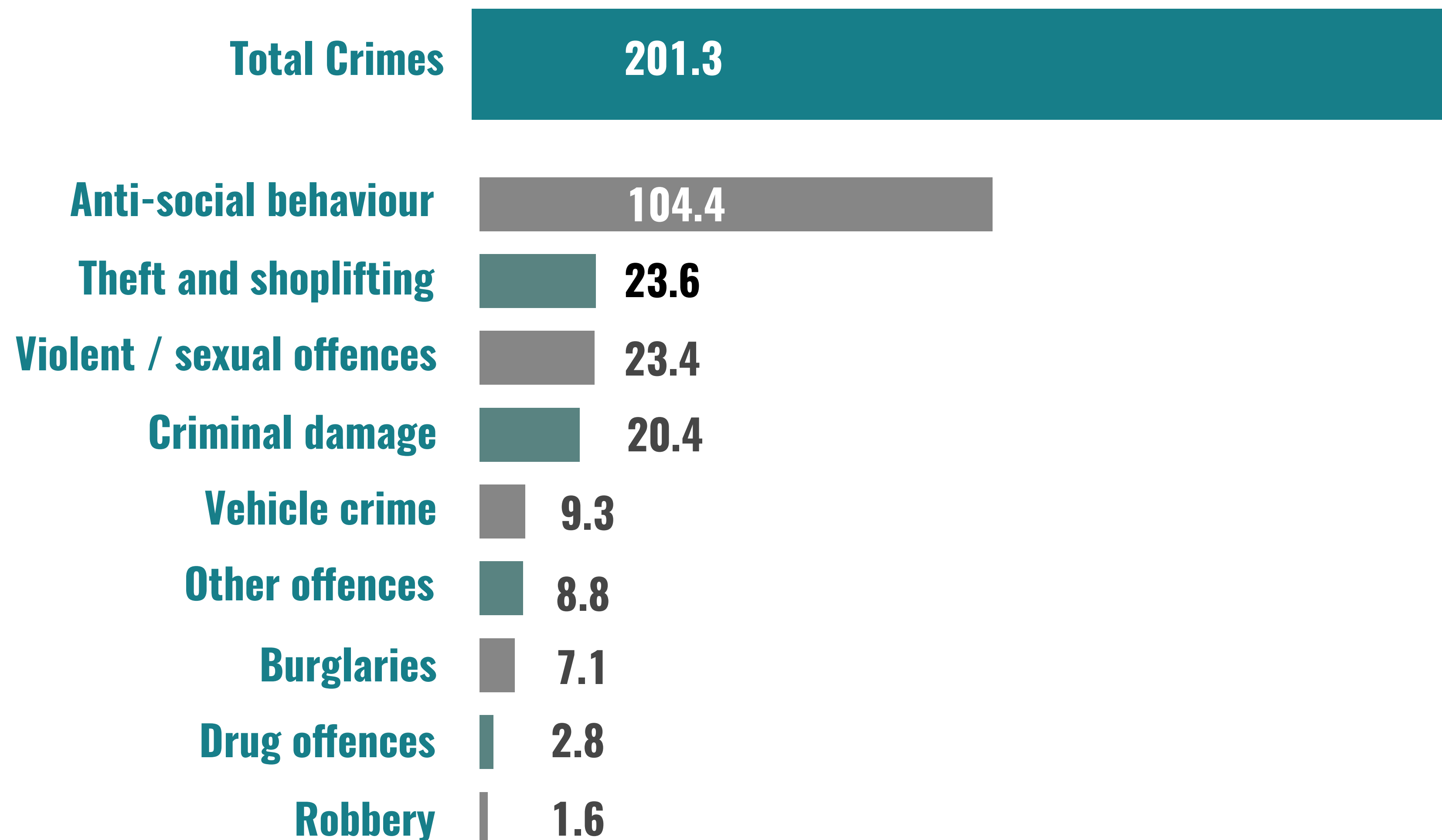
Community Safety

1 People killed on roads in Manor Castle between 2013 and 2016

23 People seriously injured on roads in Manor Castle between 2013 and 2016

Source: Department for Transport 2017

2016 Crime Statistics (per 1,000 people)



Source: Police.UK 2017